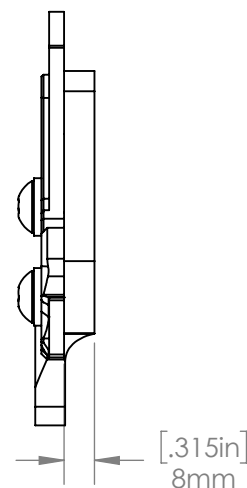
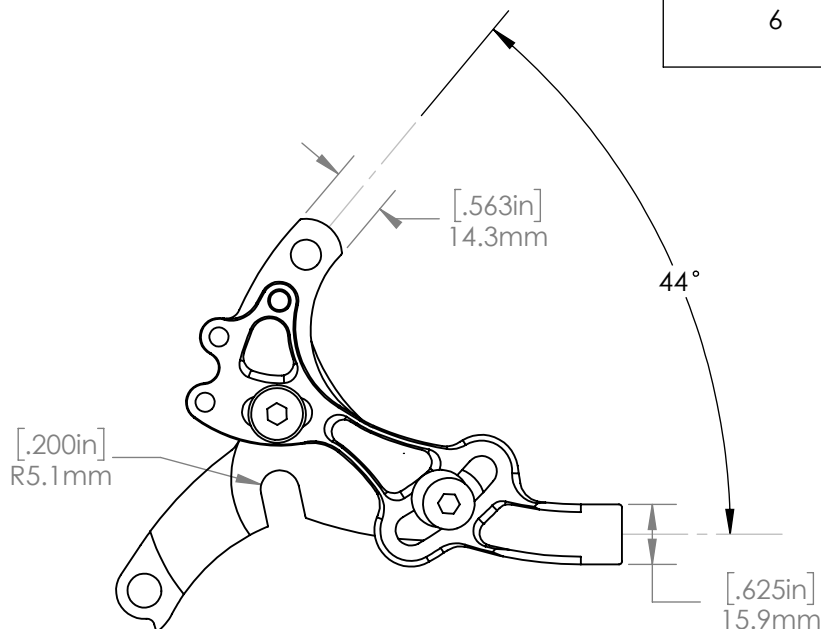
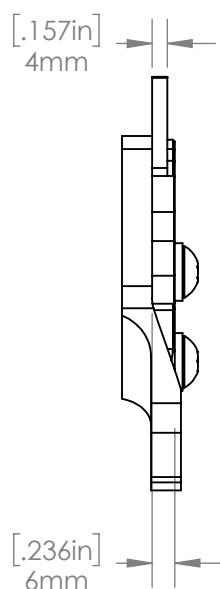


COMPATIBLE FRAME COMPONENTS		
6/4 TITANIUM	17/4 STAINLESS	DESCRIPTION
DS0030BD	DS1030BD	No Eyelets, Belt Drive
DS0030	DS1030	No Eyelets
DS0035	DS1035	Eyelets
DS0035BD	DS1035BD	Eyelets, Belt Drive
DS0090	DS1090	Full Thickness, No Eyelets
DS0091	DS1091	Full Thickness, Eyelets
ITEM NO.	PART NO.	EXPLODED VIEW
1	MS1016	Pin
2	MS1014	M8 Washer, Stainless Steel
3	MS2015	M8 x 1.25 x 16 BHCS, Zinc Plated Steel
4	DR4047 (Bare) B4047 (Black)	Shimano DM Hanger
5	DS0035	6/4 Titanium Frame Component, Eyelets
6	DS0050 (6/4 Titanium) DS1050 (17/4 Stainless) DS1055 (17/4 Stainless)	DS0050: 5/8" x .035" Seatstay Kit DS1050: 5/8" x .035" Seatstay Kit DS1055: M12 x 1 Seatstay Kit

See website for additional inserts.
Inserts and frame components
sold separately.



**PROPRIETARY AND
CONFIDENTIAL**

THE INFORMATION CONTAINED IN THIS
DRAWING IS PROVIDED FOR
FRAMEBUILDERS AND IS THE PROPERTY OF
PARAGON MACHINE WORKS. ANY
REPRODUCTION IN PART OR AS A WHOLE
WITHOUT THE WRITTEN PERMISSION OF
PARAGON MACHINE WORKS IS PROHIBITED.

	NAME	DATE
DRAWN BY:	DN	11/2018
CHECKED BY:	MCN	11/2018
MATERIAL: GENERAL TOLERANCES: X.X ± 0.020" X.XX ± 0.010" X.XXX ± 0.005"		

PARAGON MACHINE WORKS

TITLE: Right Side Insert,
Rocker,
Shimano DM Hanger,
10 mm Hub

SIZE	DWG. NO.	REV
A	DR4047	A1

SCALE: 1:5

SHEET 1 OF 1