

F

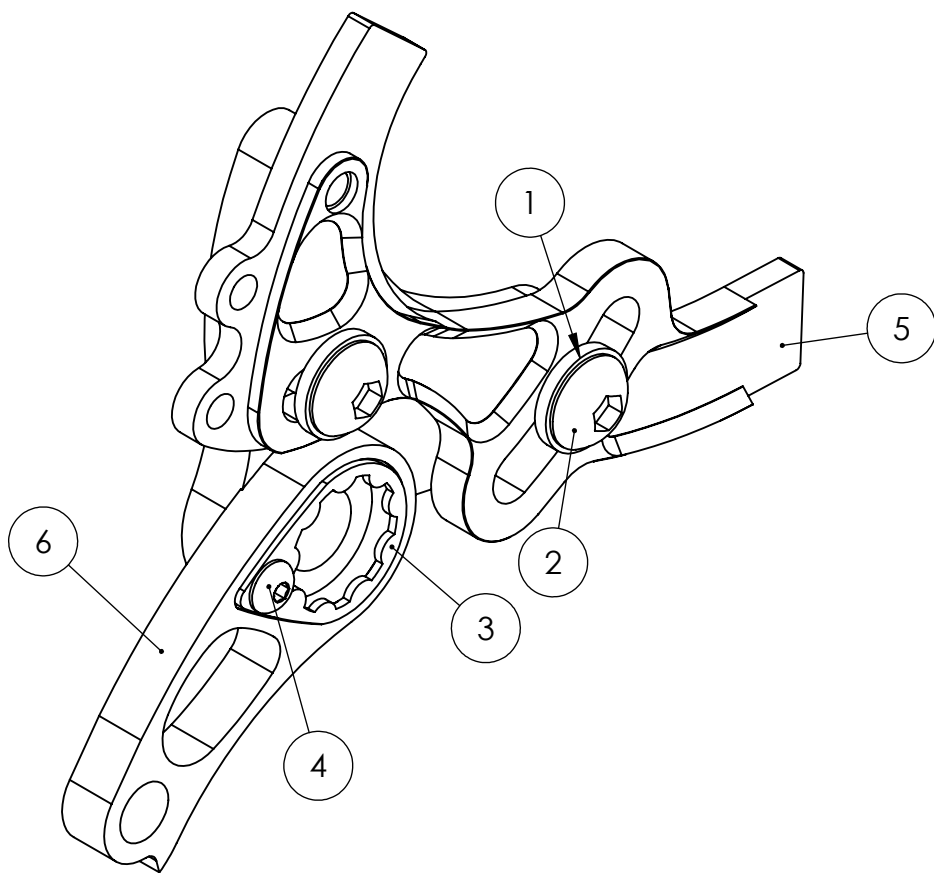
E

D

C

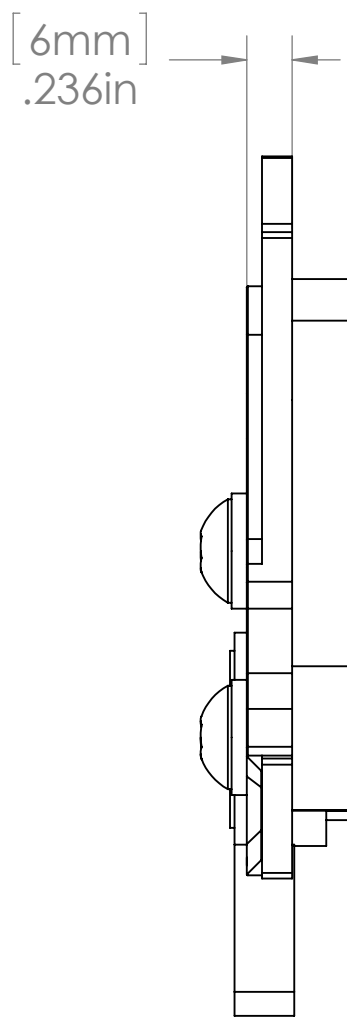
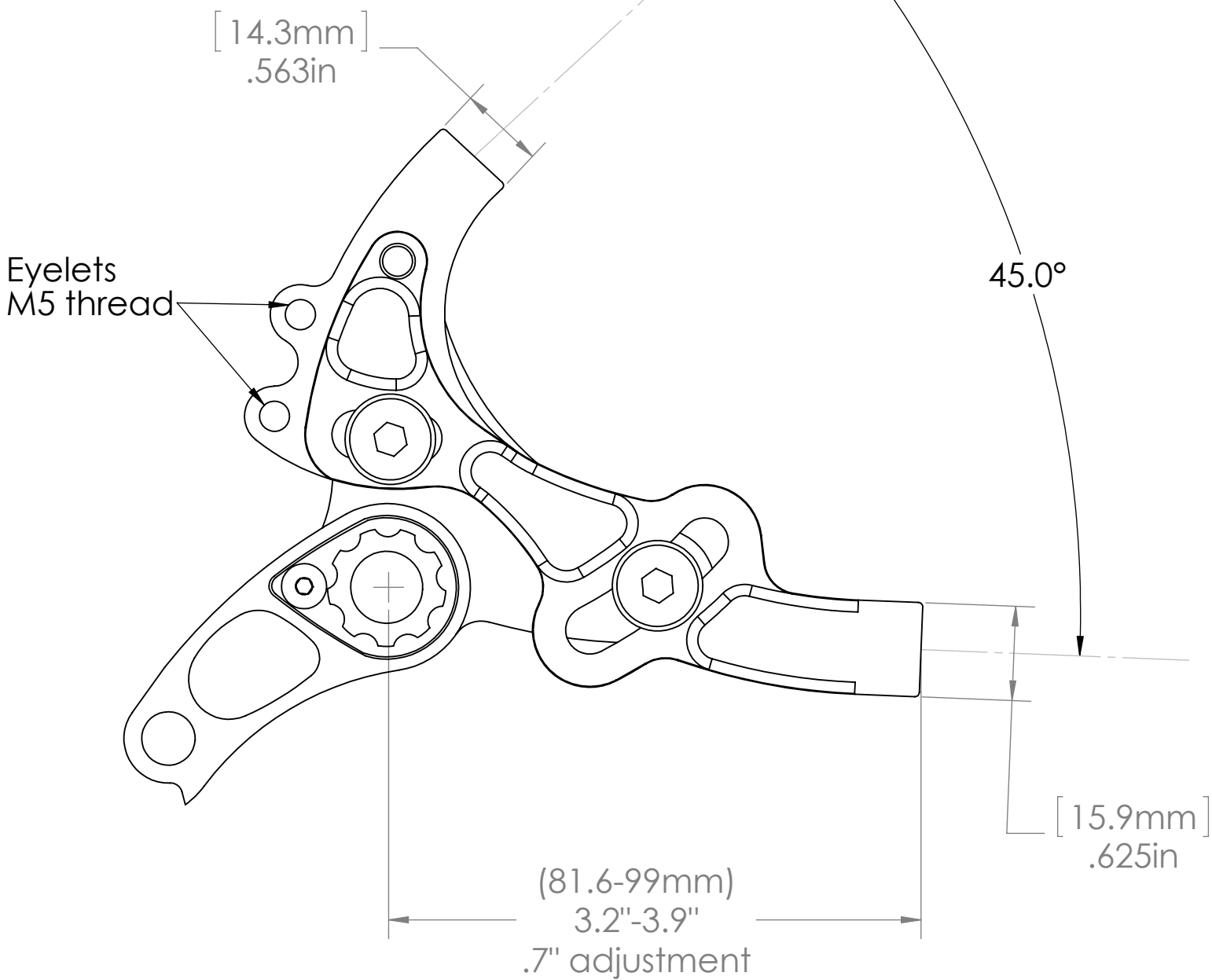
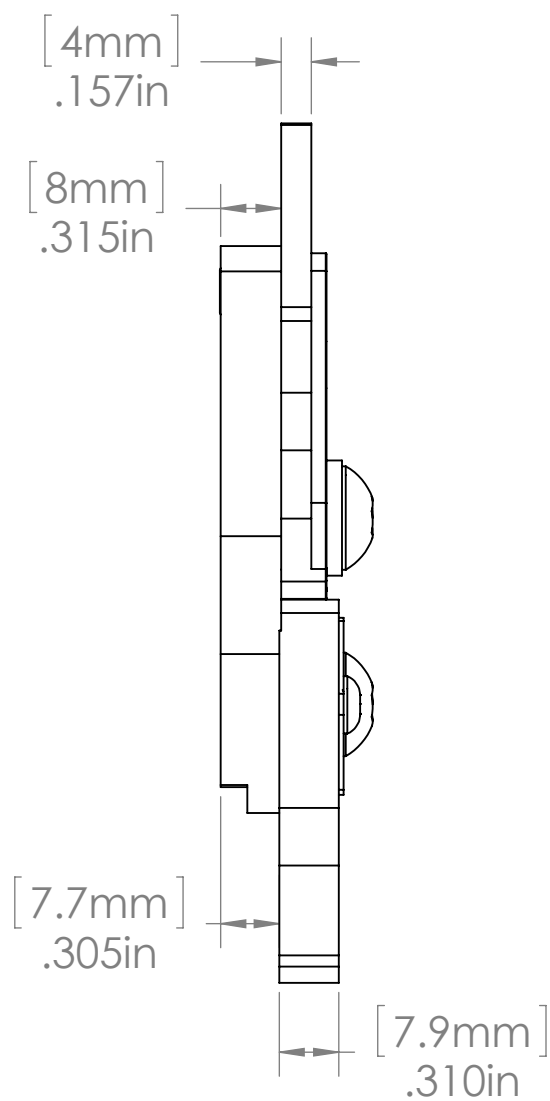
B

A



ITEM NO.	PART NUMBER	DESCRIPTION	QTY.
1	MS1014	M8 washer (stainless)	2
2	MS2015	M8 x 1.25 x 16 BHCS (zinc plated steel)	2
3	MS1010	142-12 Shimano nut retainer	1
4	MS2014	M4 x .7 x 8 BHCS (zinc plated steel)	1
5	DS0035R	right rocker framepiece w/eyelets (6-4 titanium)	1
	DS0030R	right rocker framepiece noeyelets (6-4 titanium)	
	DS1035R	right rocker framepiece w/eyelets (17-4 stainless)	
	DS1030R	right rocker framepiece noeyelets (17-4 stainless)	
6	DR4046	right rocker insert, Shimano 142-12 axle/Direct Mount hanger (6061 aluminum)	1

Check website for additional insert and hardware options.



PROPRIETARY

THE INFORMATION CONTAINED IN THIS DRAWING IS PROVIDED FOR FRAMEBUILDERS AND IS THE SOLE PROPERTY OF PARAGON MACHINE WORKS. ANY REPRODUCTION IN PART OR AS A WHOLE WITHOUT THE WRITTEN PERMISSION OF PARAGON MACHINE WORKS IS PROHIBITED.

		UNLESS OTHERWISE SPECIFIED:		NAME	DATE	Paragon Machine Works	
		DIMENSIONS ARE IN INCHES	DRAWN	J.McW.	3/7/12		
		TOLERANCES:	CHECKED				
		FRACTIONAL: ±	ENG APPR:				
		ANGULAR: MACH ± BEND ±	MFG APPR:				
		TWO PLACE DECIMAL ±	Q.A.			TITLE: rt. rocker Shimano 142-12 thru axle, hanger	
		THREE PLACE DECIMAL ±	COMMENTS:				
		INTERPRET GEOMETRIC TOLERANCING PER:				SIZE C	DWG. NO. DR4046
		MATERIAL					REV A
		FINISH				SCALE: 1:2 WEIGHT:	
NEXT ASSY	USED ON	DO NOT SCALE DRAWING				SHEET 1 OF 1	